

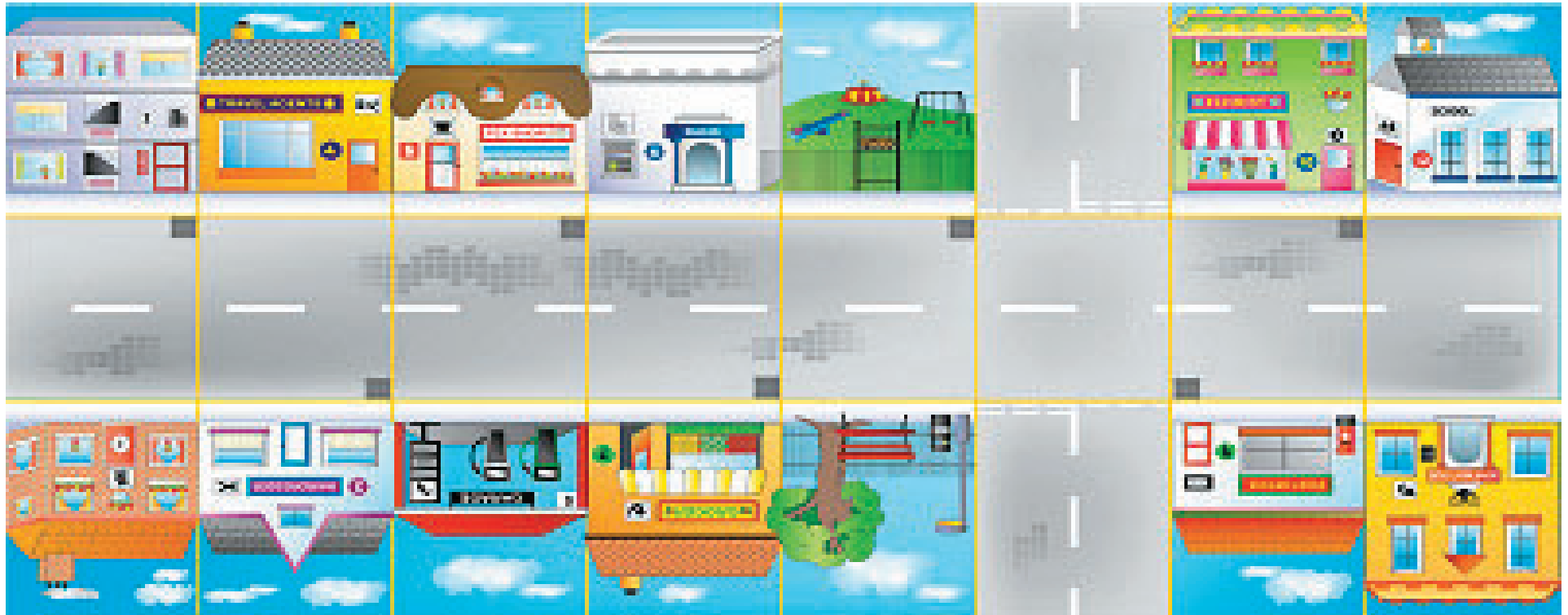


Busy Street: Activity 1

Activity 1

Activity 2

Activity 3



Program Bee-Bot to visit the places below.

Pause on the first place you visit.

- Bee-Bot needs to
- Visit the Bank
- Play in the Park
- Buy fruit at the Grocers
- Go to School
- Visit the Store

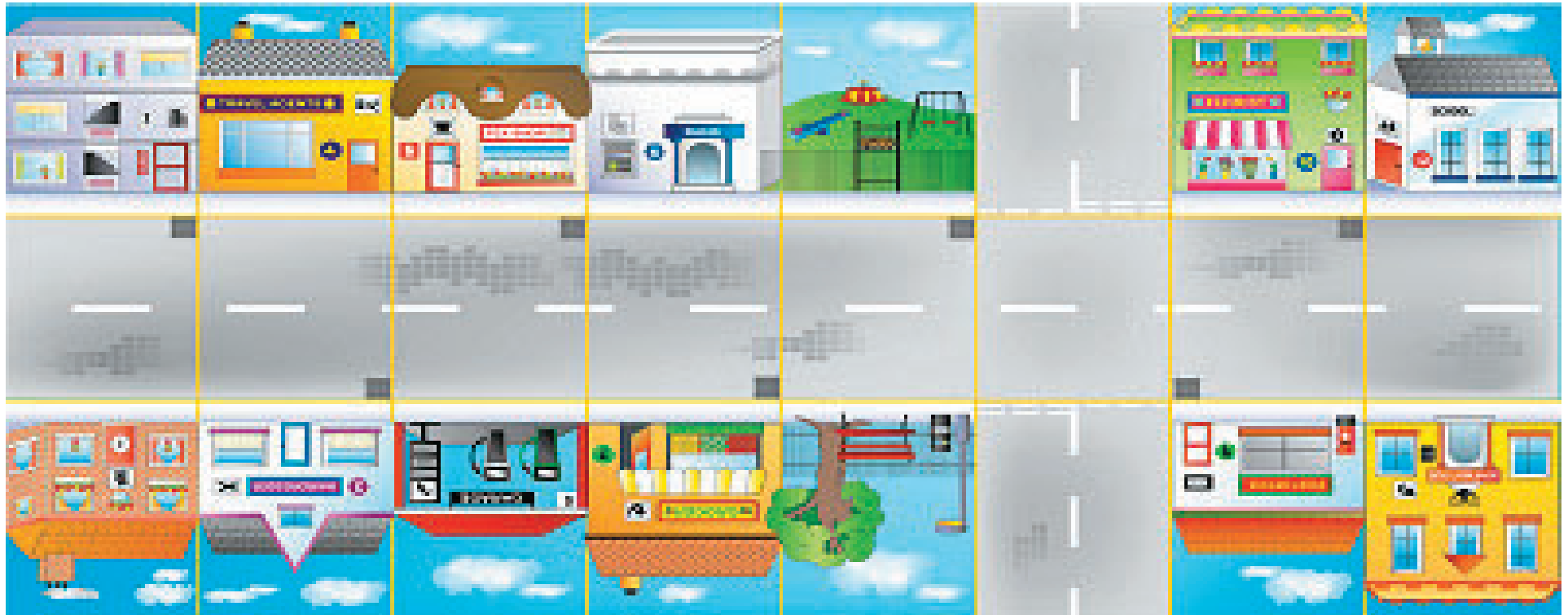


Busy Street: Activity 2

Activity 1

Activity 2

Activity 3



Program Bee-Bot to visit the places below.

Pause on the first two places.

Bee-Bot needs to

- Get money at the Bank
- Play on the swings
- Visit the flats
- Drink a cup of coffee
- Visit the house
- Have a haircut
- Fill up with fuel

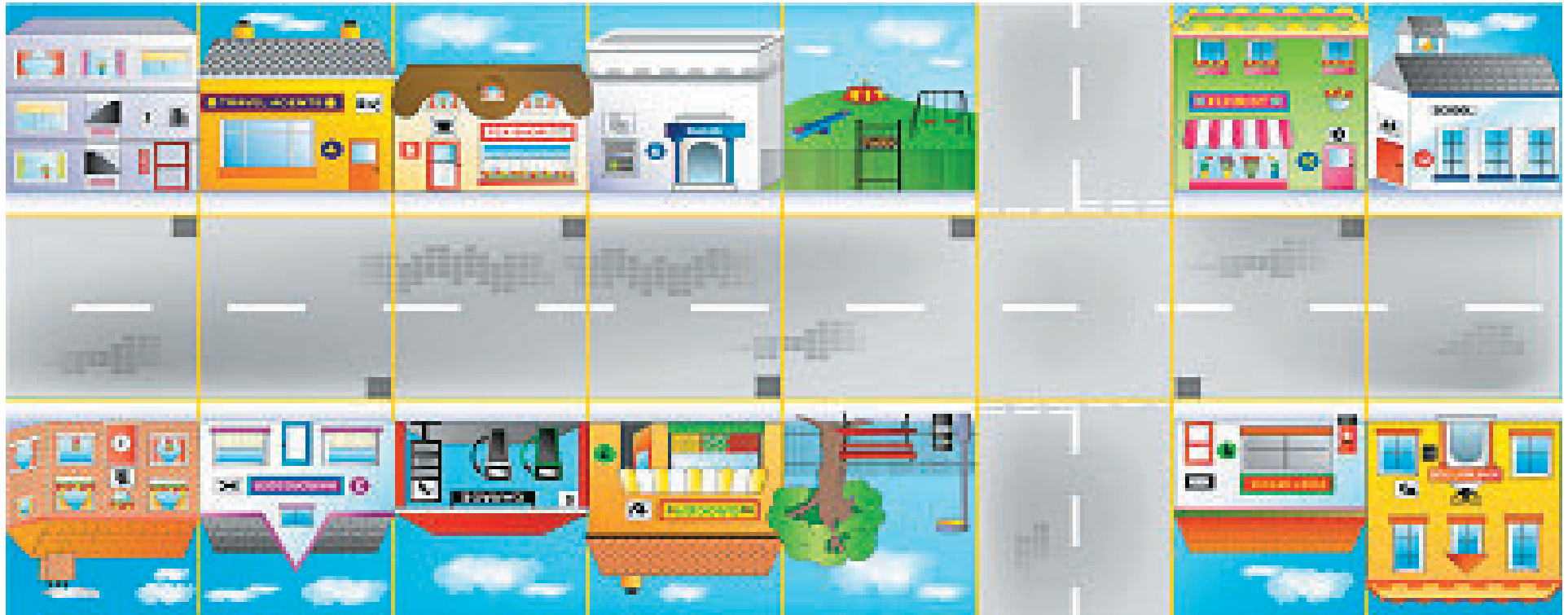


Busy Street: Activity 3

Activity 1

Activity 2

Activity 3



Travel along the road to visit the places listed below. **Pause** at each place.

- Bee-Bot needs to
- Fill up with fuel
- Go to School
- Get some money
- Post a letter
- Buy some stamps
- Buy apples and bananas
- Buy a pair of socks
- Have a haircut
- Book a holiday
- Return home to the house
- Go home to the flats

Now try adding some extra 3D shapes to the mat.



















Shapes, Colour and Size: Activity 1




Activity 1



Activity 2

Activity 3

 Start on the  blue square and go to the  red circle.

 Start on the  yellow triangle and go to the  green triangle.

 Start on the  red square and go to the  blue circle.



















Shapes, Colour and Size: Activity 2



Activity 1



Activity 2



Activity 3




			
			
			
			

Try to do the following activities in as few moves as possible.

▶ Start on the  yellow circle and visit the other circles 

▶ Start on the  red square and visit all the other squares 

▶ Start on the  green rectangle and visit all the other rectangles 

▶ Visit these shapes   



Shapes, Colour and Size: Activity 3

Activity 1

Activity 2

Activity 3

Try to do the following activities in as few moves as possible.

Start on the yellow circle and go to the blue triangle without visiting any red shapes.

Start on the red triangle and go to all the other red shapes without visiting any yellow shapes.

Start on the small yellow square and visit the other small square and the two small circles without visiting any blue shapes.